

TB1A

Reference Torque Measuring Discs

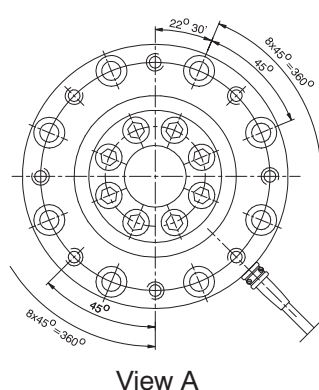


Special features

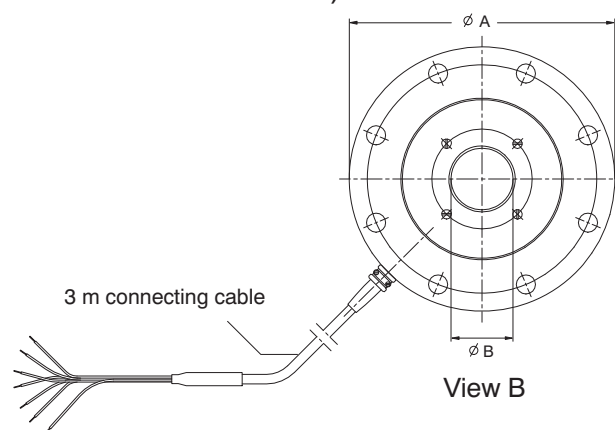
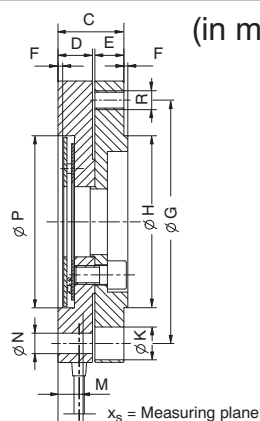
- Accuracy class 0.05
- Nominal torques from 100 N·m to 10 kN·m
- Little space required due to low profile
- Extremely insensitive to lateral and axial forces and to bending moments
- High permissible oscillation amplitude

Dimensions

(in mm; 1 mm= 0.03937 inches)



View A



View B

Nominal torque	ØA	ØB \pm 0.1	C	D	E	F $_{+0.2}$	ØG \pm 0.1	ØHg6	ØK	M	ØN	ØPH7	R	x _s
100 N·m	100	40.2	25	15.5	7.5	2.5	87	75	11	7.8	6.4	75	8xM6	13
200 N·m	121	40.2	30.5	17.5	11	2.5	105	90	14	8.8	8.4	90	8xM8	14
500 N·m	156	41	40.5	20.5	18	2.5	133	110	20	9	13	110	8xM12	15.5
1 kN·m	156	41	40.5	20.5	18	2.5	133	110	20	9	13	110	8xM12	15.5
2 kN·m	191	69	42.5	22.5	18	2.5	165	140	24	9	15	140	8xM14	16.5
5 kN·m	238	79	64	28.5	33.5	2.5	206	174	30	9	19	174	8xM18	19.5
10 kN·m	238	79	69	33.5	33.5	2.5	206	174	30	9	19	174	8xM18	22.5

Specifications

Type	TB1A							
Accuracy class	0.05							
Torque measuring system								
Nominal torque M_N	N·m	100	200	500	1 k	2 k	5 k	10 k
Nominal sensitivity (nominal signal span between torque = zero and nominal torque)	mV/V	1.5						
Sensitivity tolerance (deviation of the actual output quantity at M_N from the nominal signal span)	%	< ±0.1						
Temperature effect per 10 K in the nominal temperature range								
On output signal (related to actual value)	%	< ±0.05						
On zero signal (related to nominal sensitivity)	%	< ±0.05						
Linearity deviation, including hysteresis (related to nominal sensitivity)	%	< ±0.03						
Relative standard deviation of repeatability according to DIN 1319 (related to variation of output signal)	%	< ±0.01						
Input resistance at reference temperature	Ω	1750 ± 200						
Output resistance at reference temperature	Ω	1400 ± 30						
Reference excitation voltage	V	5						
Maximum permissible excitation voltage	V	20						
Operating range of the excitation voltage	V	2.5...12						
Reference temperature	°C [°F]	+23 [+73.4]						
Nominal temperature range	°C [°F]	+10 ... +60 [+50 ... +140]						
Operating temperature range	°C [°F]	-10 ... +60 [+14 ... +140]						
Storage temperature range	°C [°F]	-20 ... +70 [-13 ... +158]						
Load limits¹⁾								
Limit torque , related to M_N	%	200						
Breaking torque , related to M_N	%	>400						
Axial limit force	kN	2	4	7	7	12	22	31
Lateral limit force	kN	1	3	6	8	15	30	40
Bending limit moment	N·m	70	140	500	500	1000	2500	4000
Oscillation bandwidth according to DIN 50100 (peak-to-peak) ²⁾	kN·m	0.16	0.32	0.8	1.6	3.2	8.0	12.0
Mechanical data								
Torsional stiffness	kN·m/rad	160	430	1000	1800	3300	9900	15000
Rotation angle	degree	0.036	0.027	0.028	0.032	0.034	0.029	0.038
Max. deflexion at axial limit force	mm	<0.03						
Additional max. concentricity error at lateral limit force	mm	<0.01		<0.02		<0.03		
Additional plumb parallel deviation at bending limit moment	mm	<0.2						
Mass moment of inertia of the rotor (around the axis of rotation) x 10⁻³	kg·m ²	1.3	3.4	13.2	13.2	29.6	110	120
Pro rata mass moment of inertia (measurement side)	%	51	44	39	39	38	31	33

¹⁾ Each type of irregular stress can only be permitted with its given limit value (bending moment, lateral force or axial force, exceeding the nominal torque) if none of the others can occur. Otherwise the limit values must be reduced. If for instance 30 % of the bending limit moment and also 30 % of the lateral limit force are present, only 40 % of the axial limit force are permitted, provided that the nominal torque is not exceeded. With maximum additional loading, measuring errors of the order of approx. 1 % of the nominal torque can occur.

²⁾ The nominal torque must not then be exceeded.

Specifications (continued)

Nominal torque M_N	N·m	100	200	500	1 k	2 k	5 k	10 k
Additional reliability data								
Impact resistance, test severity level to IEC 68; part 2-27; IEC 68-2-27-1987								
Number of impacts	n				1000			
Duration	ms				3			
Acceleration (half-sine)	m/s ²				650			
Vibration resistance, test severity level to IEC 68; part 2-6; IEC 68-2-6-1987								
Frequency range	Hz				5...65			
Duration	h				1.5			
Acceleration (amplitude)	m/s ²				50			
Degree of protection according to EN 60 529					IP 54			
Weight, approx.	kg	0.95	1.8	3.5	3.5	5.8	14.0	15.2

Complementary data for classification using DKD measurement according to DIN 51309.

Type		TB1A						
Class		0.1 (typically 0.05)						
Nominal torque M_N	N·m	100	200	500	1 k	2 k	5 k	10 k
Rel. error of the zero signal f_0 (zero point return), related to the full scale	%	< ± 0.025 (typically < ± 0.012)						
Rel. repeatability and reproducibility errors (0.2M_N to M_N) , rel. to actual value								
in unchanged mounting position b'	%	< 0.025 (typically < 0.01)						
in different mounting positions b	%	< 0.05 (typically < 0.02)						
Rel. reversibility error (0.2M_N to M_N) h , related to the actual value	%	< 0.12 (typically < 0.06)						

Accessories, to be ordered separately:

Connector mounting

Factory-made cable extension 1-Kab0304A-10

Cable extension Kab8/00-2/2/2, length from 10 m

Regional Distributor



803, Riqqa Palace Building
Al-Maktum Ave.
P.O.Box 181802 Dubai, UAE
Tel: +9714 - 2270081
Fax: +9714 - 2239962
E-mail: rscso@eim.ae
www.rcs-co.com

Hottinger Baldwin Messtechnik GmbH

Im Tiefen See 45, D-64293 Darmstadt, Germany
Tel.: +49 6151 8030; Fax: +49 6151 803 9100
E-mail: support@hbm.com www.hbm.com



measurement with confidence