

BU18

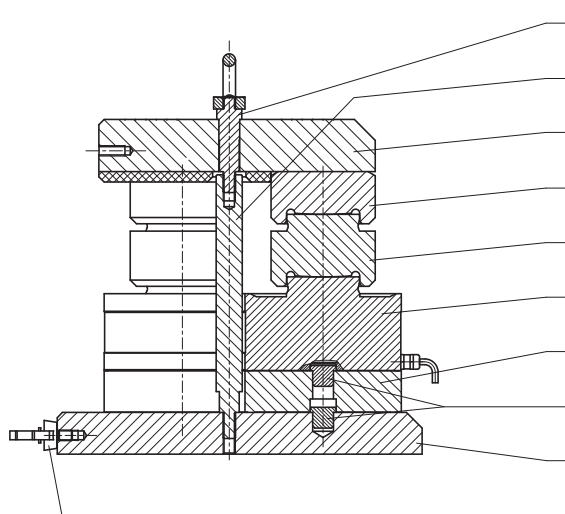
Build-up system for force measurement



Special features

- Measurement of compressive forces
- Nominal (rated) force 3 MN
- Based on 3 force transducers (1 MN), for subsequent measurements on calibration machines with lower nominal (rated) forces
- Complete with all force application parts
- Compact, weight and space-saving design
- Class 00 to ISO 376 (in combination with PTB calibration certificate)

Principle Build-up system BU18



Centering bolt with eye nut x 1

Lifting anchor x 1

BU18 top plate with guide element x 1

Thrust piece x 3

Pendulum x 3

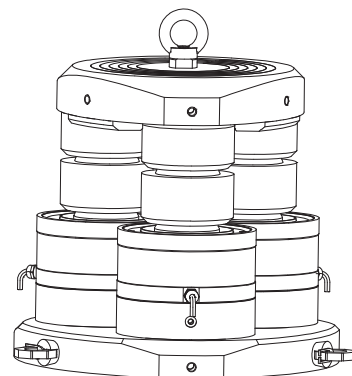
C18/1MN force transducers x 3

C18 mounting base x 3

Centering bolts x 6

BU18 mounting base x 1

Rotating eyebolt x 3



Specifications BU18/3MN

Type	BU18 / 3 MN		
Data per VDI 2638 and ISO 376			
Nominal (rated) force	F_{nom}	kN	3000
Class under ISO 376 ($0.2 F_{nom}$ to F_{nom})	00 ¹⁾		
Nominal (rated) sensitivity	C_{nom}	mV/V	2
Rel. sensitivity deviation	d_c	%	$< \pm 0,1$
Rel. deviation from zero	$d_{s,0}$	mV/V	$< \pm 1$
Relative reproducibility and repeatability errors ($0.2F_{nom}$ to F_{nom}) for:			
a constant mounting position	b'	%	$< \pm 0,015$
varying mounting positions	b	%	$< \pm 0,04$
Relative deviation from fitting curve ($0.2F_{nom}$ to F_{nom})	f_c	%	$< \pm 0,02$
Relative zero error (zero signal return)	f_o	%	$< \pm 0,008$
Relative reversibility error ($0.2F_{nom}$ to F_{nom})	v	%	$< \pm 0,06$
Relative linearity error	d_{lin}	%	$< \pm 0,025$
Effect of temperature on sensitivity, per 10 K, related to nominal (rated) sensitivity	TK_c	%	$< \pm 0,01$
Effect of temperature on zero signal per 10 K, related to nominal (rated) sensitivity	TK_0	%	$< \pm 0,01$
Relative creep over 30 min	d_{crF+E}	%	$< \pm 0,03$
Effect of lateral forces (lateral force 10% F_{nom})	d_Q	%	$< 0,1$
Effect of eccentricity per mm	d_E	%	$< 0,02$
Input resistance	R_i	Ω	4450 ± 100
Output resistance	R_o	Ω	4010 ± 2
Insulation resistance	R_{is}	Ω	$> 50 \times 10^9$
Reference excitation voltage	U_{ref}	V	5
Operating range of the excitation voltage	$B_{U,G}$	V	5...30
Carrier frequency of excitation voltage		Hz	< 600
Nominal (rated) temperature range	$B_{t,nom}$	$^{\circ}C$	+10 ... +40
Operating temperature range	$B_{t,G}$	$^{\circ}C$	-30 ... +80
Storage temperature range	$B_{t,S}$	$^{\circ}C$	-50 ... +85
Reference temperature	t_{ref}	$^{\circ}C$	+22
Max. operating force	(F_G)	%	170
Limit force	(F_L)	%	170
Breaking force	(F_B)	%	400
Permissible horizontal displacement of top plate	e_G	mm	$< \pm 2$
Nominal (rated) displacement	S_{nom}	mm	0.45
Weight (with VKK, without carrying case)		kg	107
Degree of protection per DIN 60529	IP53		

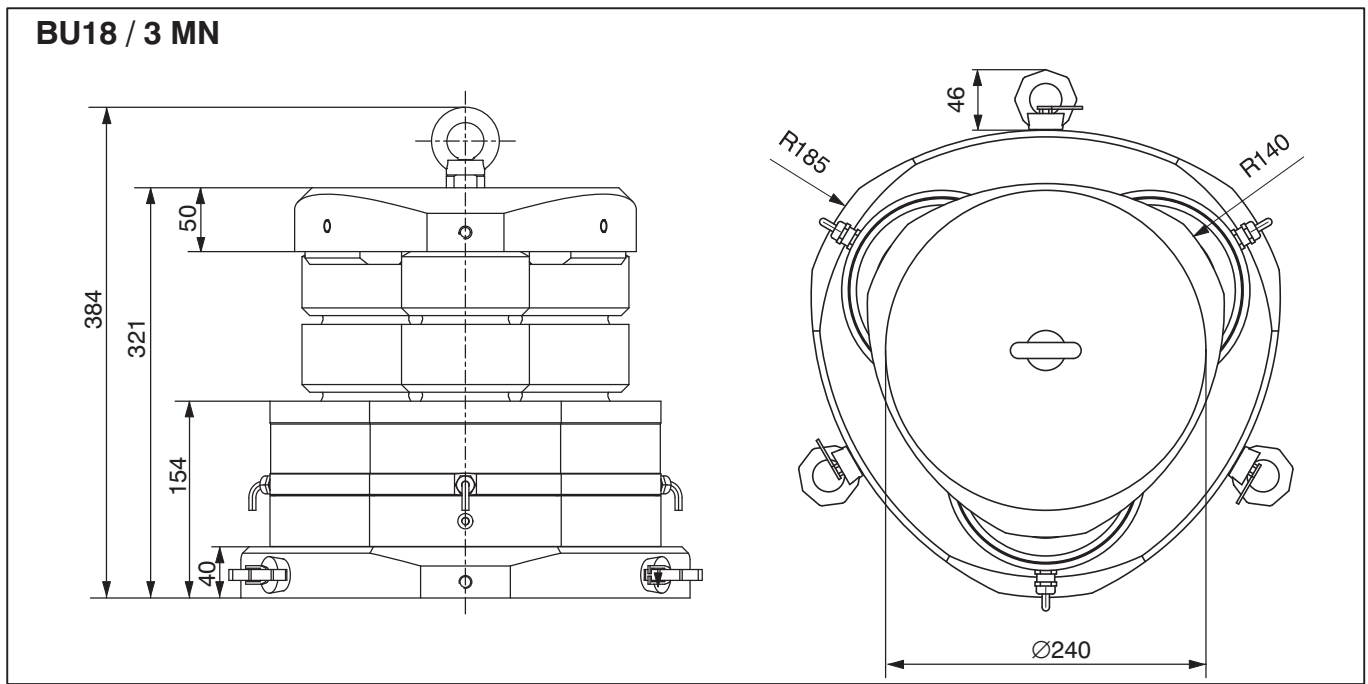
¹⁾ Classification only guaranteed in conjunction with a PTB calibration certificate to ISO 376.

Specifications C18-S1/1MN

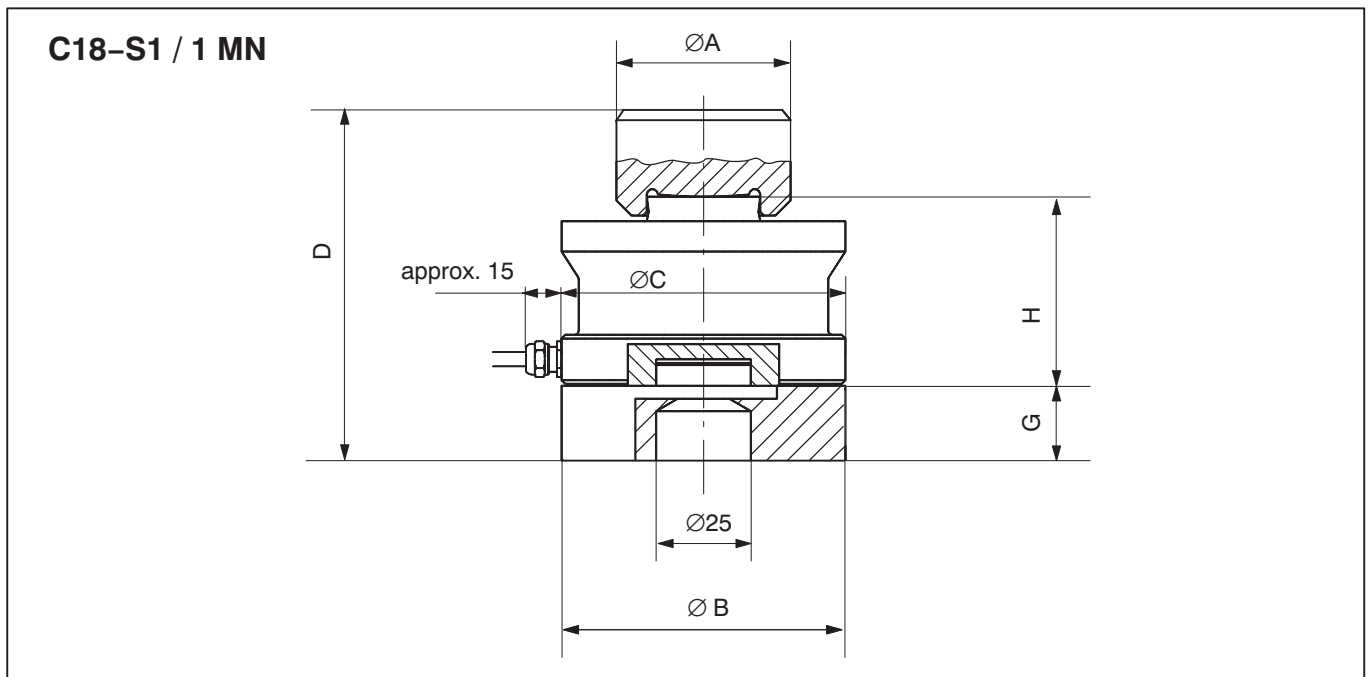
Type	C18-S1 / 1 MN		C18-S1 / 1 MN
Data per VDI 2638 and ISO 376			
Nominal (rated) force	F_{nom}	kN	1000
Class under ISO 376 (0.2 F_{nom} to F_{nom})	00 ¹⁾		
Nominal (rated) sensitivity	C_{nom}	mV/V	2
Rel. sensitivity deviation	d_c	%	$< \pm 0.1$
Rel. deviation from zero	$d_{s,0}$	mV/V	$< \pm 1$
Relative reproducibility and repeatability errors (0.2F_{nom} to F_{nom}) for:			
a constant mounting position	b'	%	$< \pm 0.015$
varying mounting positions	b	%	$< \pm 0.04$
Relative deviation from fitting curve (0.2 F_{nom} to F_{nom})	f_c	%	$< \pm 0.02$
Relative zero error (zero signal return)	f_o	%	$< \pm 0.008$
Relative reversibility error (0.2 F_{nom} to F_{nom})	v	%	$< \pm 0.06$
Relative linearity error	d_{lin}	%	$< \pm 0.025$
Effect of temperature on sensitivity, per 10 K, related to nominal (rated) sensitivity	TK_c	%	$< \pm 0.01$
Effect of temperature on zero signal, per 10 K, related to nominal (rated) sensitivity	TK_0	%	$< \pm 0,01$
Relative creep over 30 min	d_{crF+E}	%	$< \pm 0,03$
Effect of lateral forces (lateral force 10 % F_{nom})	d_Q	%	$< 0,1$
Effect of eccentricity per mm	d_E	%	$< 0,02$
Input resistance	R_i	Ω	4450 ± 100
Output resistance	R_o	Ω	4010 ± 2
Insulation resistance	R_{is}	Ω	$> 50 \cdot 10^9$
Reference excitation voltage	U_{ref}	V	5
Operating range of the excitation voltage	$B_{U,G}$	V	5...30
Carrier frequency of excitation voltage		Hz	< 600
Nominal (rated) temperature range	$B_{t,nom}$	$^{\circ}C$	+10...+40
Operating temperature range	$B_{t,G}$	$^{\circ}C$	-30...+80
Storage temperature range	$B_{t,S}$	$^{\circ}C$	-50...+85
Reference temperature	t_{ref}	$^{\circ}C$	+22
Max. operating force	(F_G)	%	170
Limit force	(F_L)	%	170
Breaking force	(F_B)	%	400
Nominal (rated) displacement	S_{nom}	mm	0,45
Rel. permissible oscillatory stress	F_{rb}	%	70
Weight		kg	approx. 15.3
Degree of protection per DIN 60529			IP68
Cable length four-wire configuration with fitted Fischer S103 A057-130 plug		m	1

¹⁾ Classification only guaranteed in conjunction with a PTB calibration certificate to ISO 376.

BU18/3MN dimensions



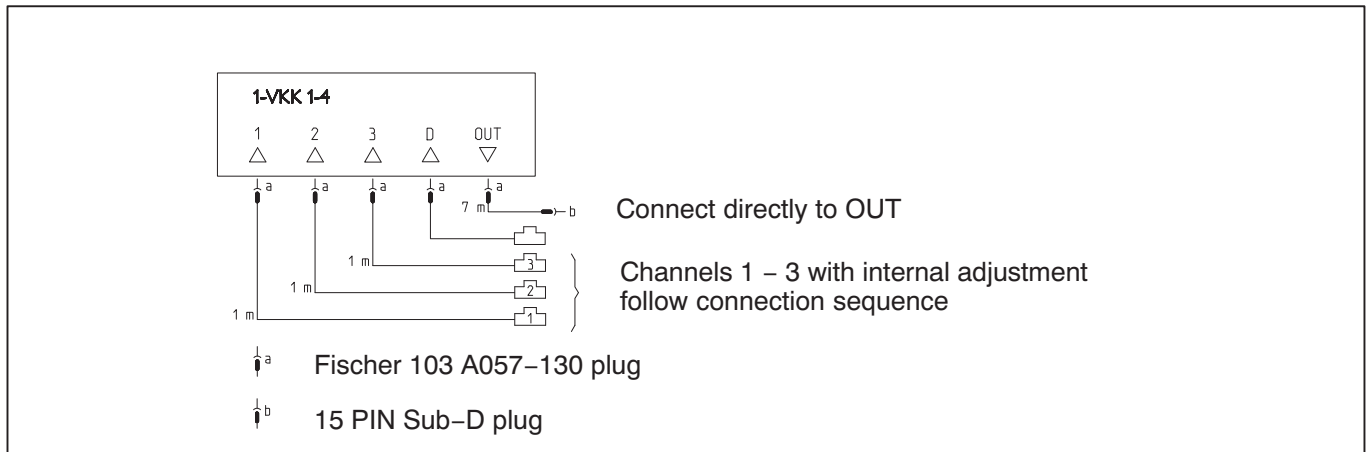
C18-S1/1MN dimensions



Type	$\varnothing A$	$\varnothing B$	$\varnothing C$	D	G	H
C18 / 1 MN	100	150	150	171	40	90

Connection

The Build-up system BU18/3MN is supplied complete with all cables and with a distributor box (see data sheet VKK1-4).



Scope of supply:

C18-S1/1MN measuring body (Class 00 to ISO 376), 1 m cable with fitted Fischer S103 A057-130 plug	3 units
C18 mounting base	3 units
C18 thrust piece	3 units
Pendulum	3 units
BU18 top plate	1 unit
BU18 mounting base	1 unit
Centering bolts	6 units
Centering bolt with eye nut	1 unit
Eyebolt	1 unit
Ring bolts, rotating, including wrench	3 units
Distributor box with Fischer K103 A057-130 socket	1 unit
Extension cable six-wire configuration, 5 m, Fischer K103 A057-130 socket and 15-pin D-Sub plug	1 unit
Connection cable six-wire configuration, 7m, Fischer S103 A057-130 plug and 15-pin D-Sub plug	1 unit
Carrying case with chassis	1 unit

Accessories:

PTB calibration certificate to ISO 376; up to 5 MN; calibrated in the compression direction

K-CAL-FD7DS

Regional Distributor



803, Riqqa Palace Building
Al-Maktum Ave.
P.O.Box 181802 Dubai, UAE
Tel: +9714 - 2270081
Fax: +9714 - 2239962
E-mail: rscso@eim.ae
www.rcs-co.com

Hottinger Baldwin Messtechnik GmbH

Im Tiefen See 45, D-64293 Darmstadt, Germany
Tel.: +49 6151 8030; Fax: +49 6151 803 9100
E-mail: support@hbm.com www.hbm.com



measurement with confidence